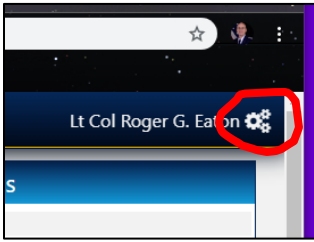


Enter Service Awards

Revised 17 Jul 2019

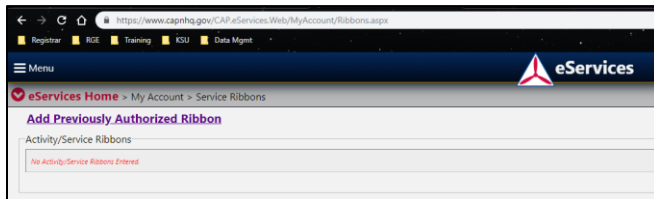
Log on to **eServices**

Click Settings (gears icon) upper right

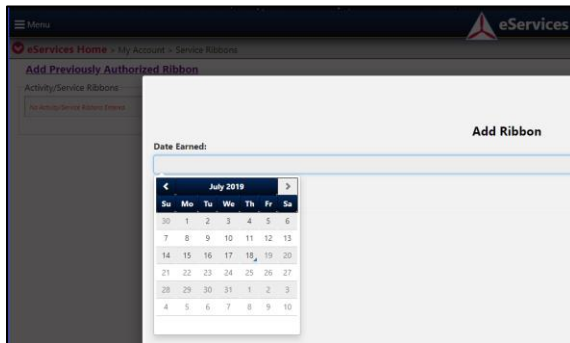


Select **Service Ribbons** (drop-down)

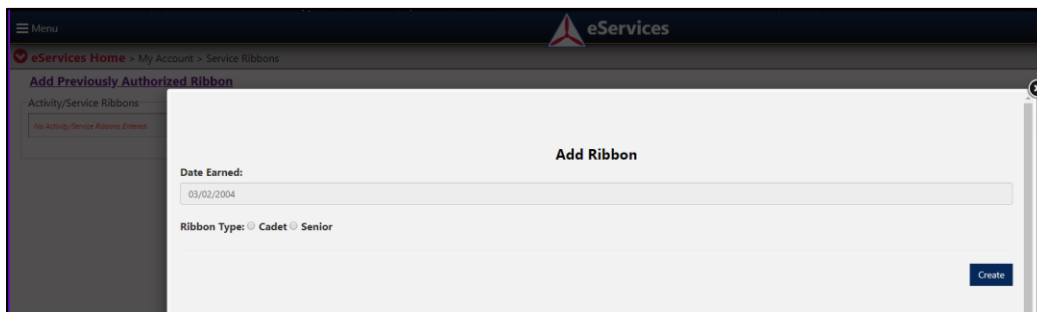
Click **Add Previously Authorized Ribbon** (hyperlink)



Click [award date]



Select **Ribbon Type** (radio button)



Select [award/ribbon] (dropdown)

Enter Service Awards

Revised 17 Jul 2019

The screenshot shows a web application interface for entering service awards. The page title is "Add Ribbon". The "Date Earned" field is set to "03/02/2004". The "Ribbon Type" dropdown menu is set to "Cadet" and "Senior". The list of ribbon options includes:

- Air Search and Rescue Ribbon
- Air Search and Rescue Ribbon (earned as Cadet)
- Cadet Advisory Council Ribbon (earned as Cadet)
- Cadet Orientation Pilot Ribbon
- Cadet Special Activity Ribbon
- Command Service Ribbon
- Community Service Ribbon
- Counterdrug Ribbon
- Disaster Relief Ribbon
- Encampment Ribbon
- Homeland Security Ribbon
- JACE Ribbon
- National Cadet Competition Ribbon
- National Color Guard Competition Ribbon
- Red Service Ribbon** (highlighted)
- Search "Find" Ribbon
- Senior Recruiter Ribbon

Click **Create** (button)